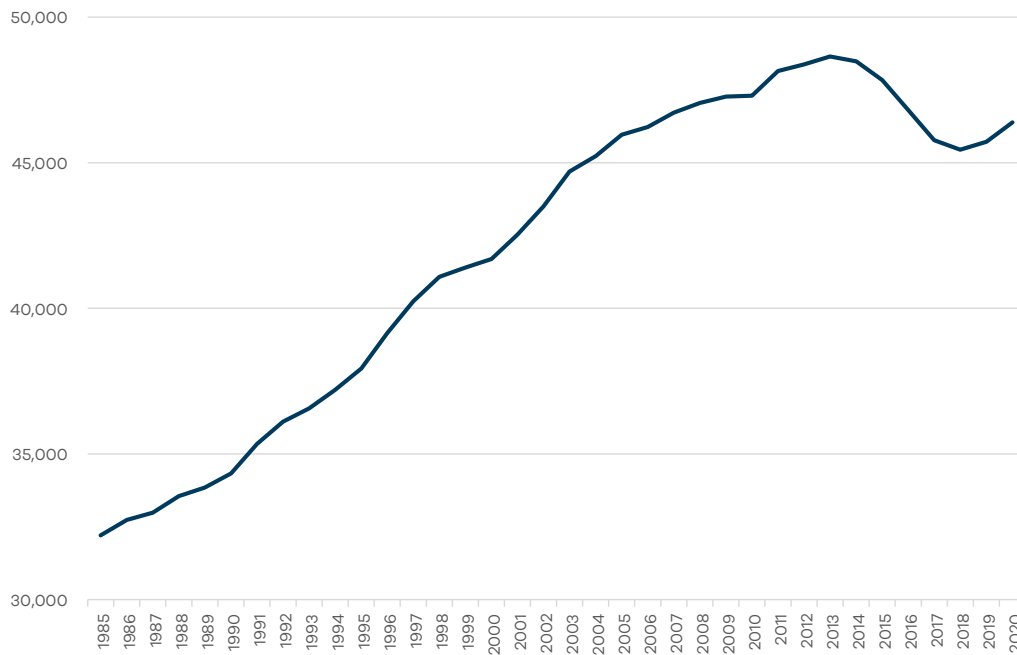
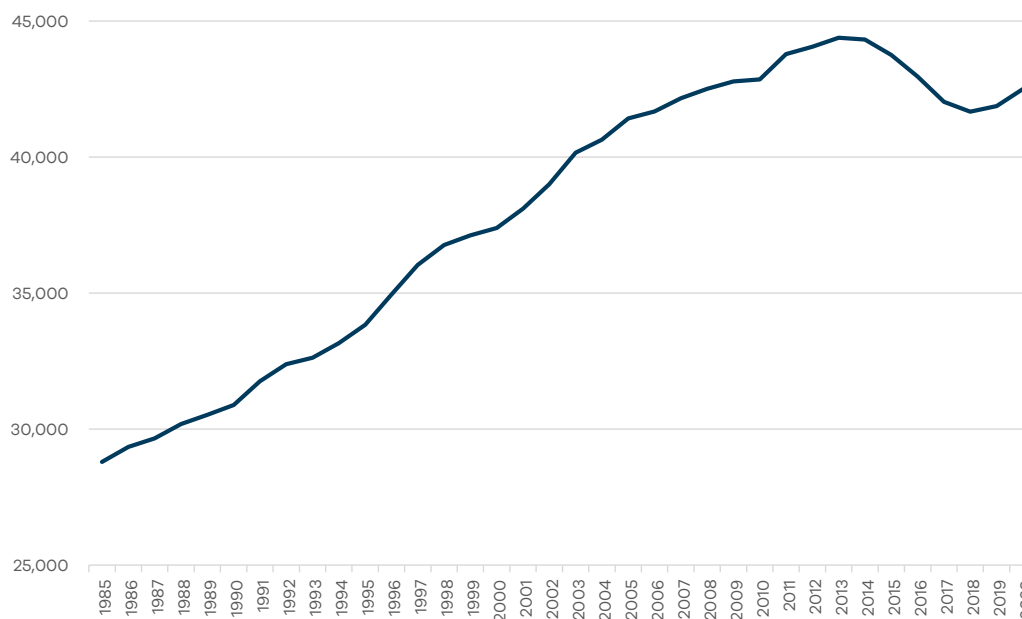


## Total students enrolled in Catholic Schools in South Australia



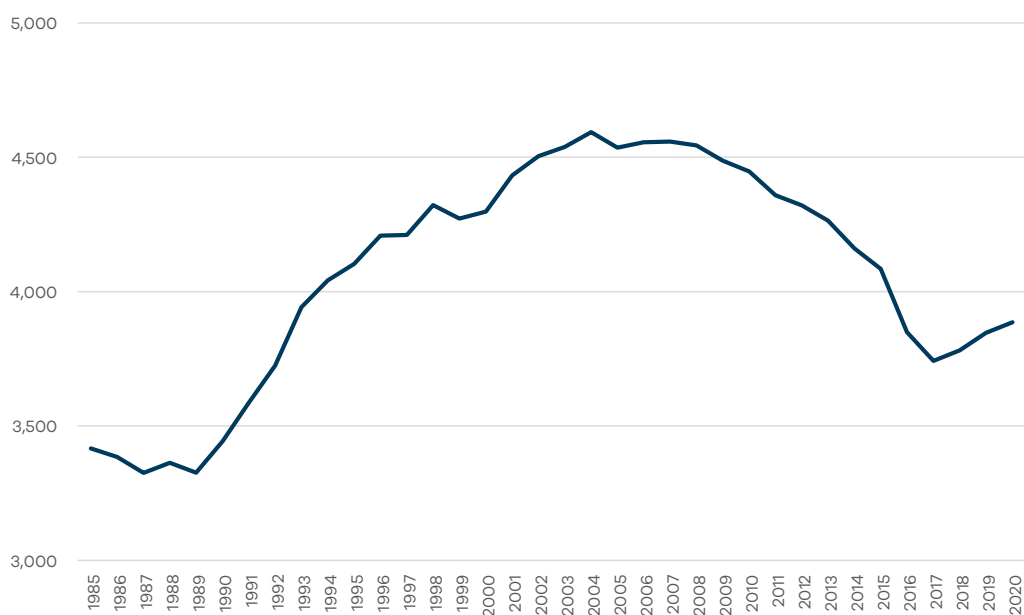
|                       | 2009          | 2010          | 2011          | 2012          | 2013          | 2014          | 2015          | 2016          | 2017          | 2018          | 2019          | 2020          |
|-----------------------|---------------|---------------|---------------|---------------|---------------|---------------|---------------|---------------|---------------|---------------|---------------|---------------|
| <b>Total Students</b> | <b>47,270</b> | <b>47,300</b> | <b>48,147</b> | <b>48,375</b> | <b>48,651</b> | <b>48,482</b> | <b>47,836</b> | <b>46,806</b> | <b>45,769</b> | <b>45,446</b> | <b>45,702</b> | <b>46,385</b> |

## Total students enrolled in Catholic Schools - Archdiocese of Adelaide



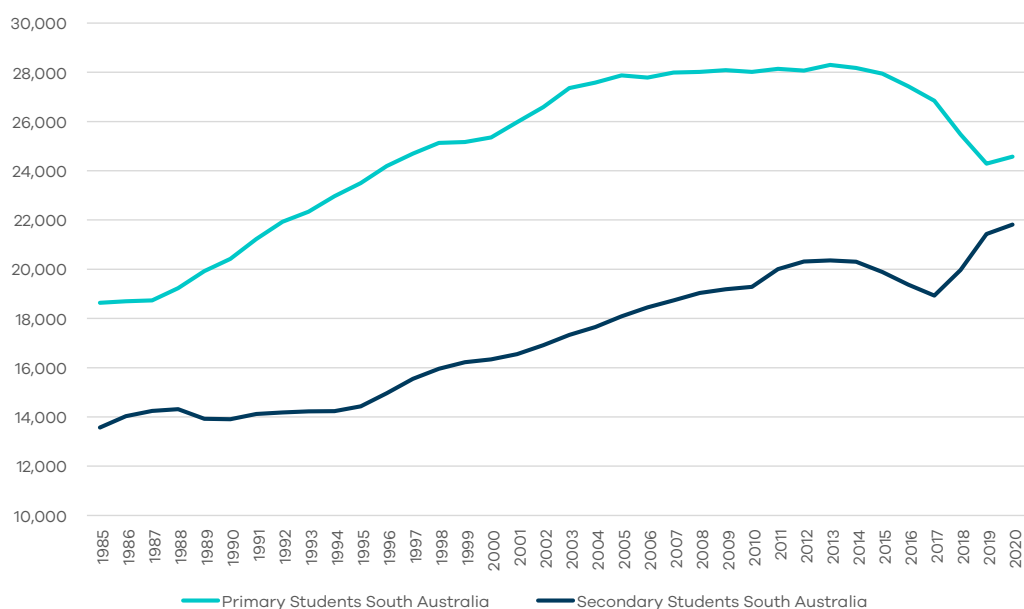
|                       | 2009          | 2010          | 2011          | 2012          | 2013          | 2014          | 2015          | 2016          | 2017          | 2018          | 2019          | 2020          |
|-----------------------|---------------|---------------|---------------|---------------|---------------|---------------|---------------|---------------|---------------|---------------|---------------|---------------|
| <b>Total Students</b> | <b>42,782</b> | <b>42,854</b> | <b>43,787</b> | <b>44,054</b> | <b>44,387</b> | <b>44,321</b> | <b>43,751</b> | <b>42,957</b> | <b>42,027</b> | <b>41,665</b> | <b>41,874</b> | <b>42,500</b> |

## Total students enrolled in Catholic Schools - Diocese of Port Pirie



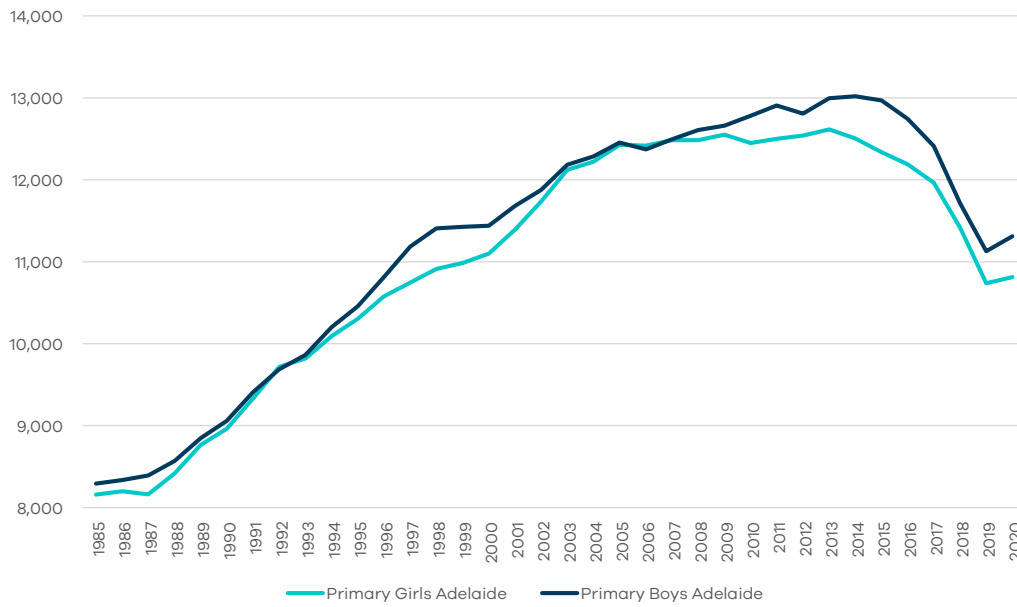
|                       | 2009         | 2010         | 2011         | 2012         | 2013         | 2014         | 2015         | 2016         | 2017         | 2018         | 2019         | 2020         |
|-----------------------|--------------|--------------|--------------|--------------|--------------|--------------|--------------|--------------|--------------|--------------|--------------|--------------|
| <b>Total Students</b> | <b>4,487</b> | <b>4,447</b> | <b>4,359</b> | <b>4,321</b> | <b>4,264</b> | <b>4,161</b> | <b>4,085</b> | <b>3,849</b> | <b>3,742</b> | <b>3,781</b> | <b>3,847</b> | <b>3,886</b> |

## Primary and Secondary Enrolments in Catholic Schools in South Australia



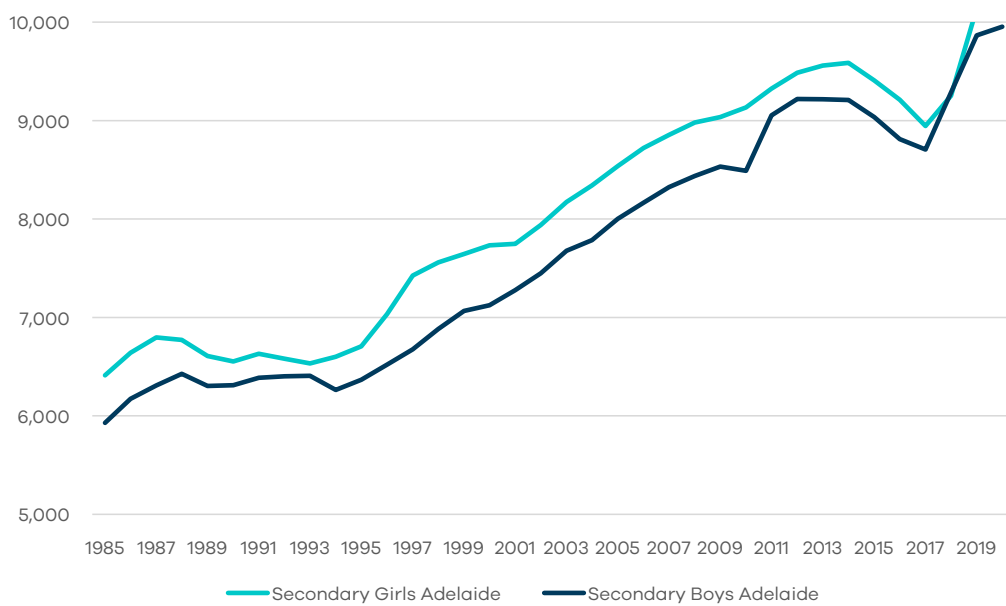
|                  | 2009          | 2010          | 2011          | 2012          | 2013          | 2014          | 2015          | 2016          | 2017          | 2018          | 2019          | 2020          |
|------------------|---------------|---------------|---------------|---------------|---------------|---------------|---------------|---------------|---------------|---------------|---------------|---------------|
| <b>Primary</b>   | <b>28,085</b> | <b>28,018</b> | <b>28,142</b> | <b>28,065</b> | <b>28,296</b> | <b>28,177</b> | <b>27,944</b> | <b>27,433</b> | <b>26,840</b> | <b>25,475</b> | <b>24,240</b> | <b>24,572</b> |
| <b>Secondary</b> | <b>19,185</b> | <b>19,283</b> | <b>20,005</b> | <b>20,310</b> | <b>20,355</b> | <b>20,306</b> | <b>19,891</b> | <b>19,373</b> | <b>18,929</b> | <b>19,972</b> | <b>21,430</b> | <b>21,814</b> |

## Male and Female Primary Enrolments in Catholic Schools Archdioceses of Adelaide



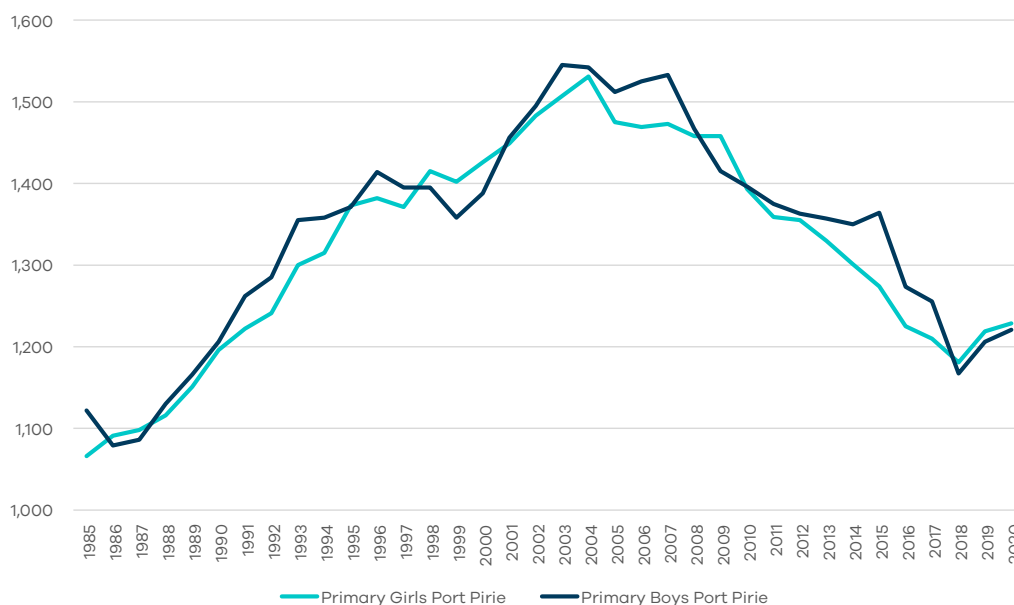
|       | 2009   | 2010   | 2011   | 2012   | 2013   | 2014   | 2015   | 2016   | 2017   | 2018   | 2019   | 2020   |
|-------|--------|--------|--------|--------|--------|--------|--------|--------|--------|--------|--------|--------|
| Girls | 12,552 | 12,448 | 12,500 | 12,540 | 12,615 | 12,505 | 12,337 | 12,190 | 11,963 | 11,415 | 10,737 | 10,812 |
| Boys  | 12,660 | 12,781 | 12,908 | 12,807 | 12,994 | 13,020 | 12,970 | 12,745 | 12,411 | 11,712 | 11,129 | 11,311 |

## Male and Female Secondary Enrolments in Catholic Schools Archdioceses of Adelaide



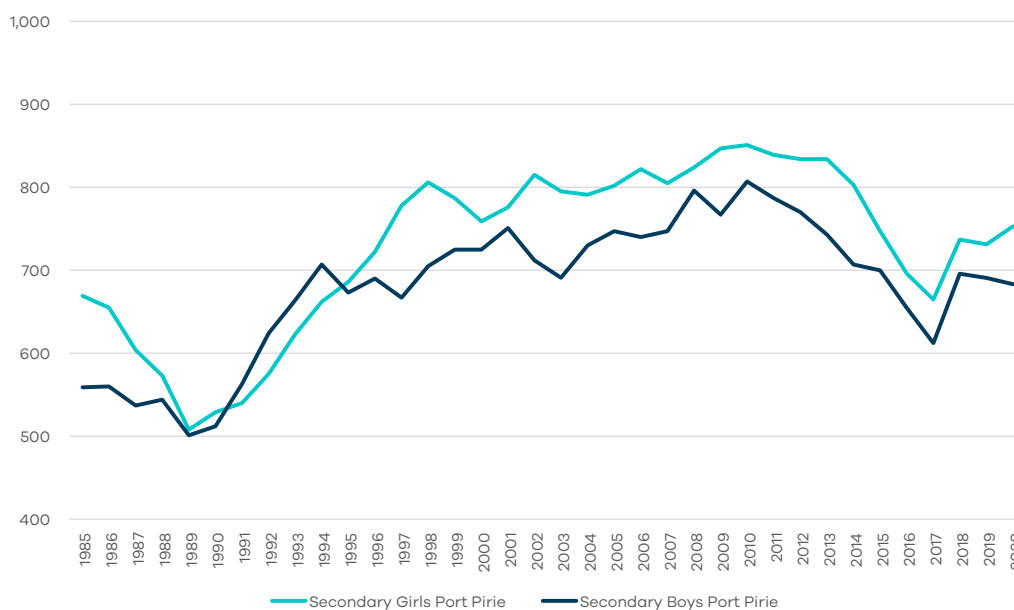
|       | 2009  | 2010  | 2011  | 2012  | 2013  | 2014  | 2015  | 2016  | 2017  | 2018  | 2019   | 2020   |
|-------|-------|-------|-------|-------|-------|-------|-------|-------|-------|-------|--------|--------|
| Girls | 9,036 | 9,134 | 9,325 | 9,486 | 9,560 | 9,587 | 9,408 | 9,211 | 8,946 | 9,254 | 10,141 | 10,421 |
| Boys  | 8,534 | 8,491 | 9,054 | 9,220 | 9,218 | 9,208 | 9,037 | 8,811 | 8,706 | 9,285 | 9,866  | 9,954  |

## Male and Female Primary Enrolments in Catholic Schools Diocese of Port Pirie



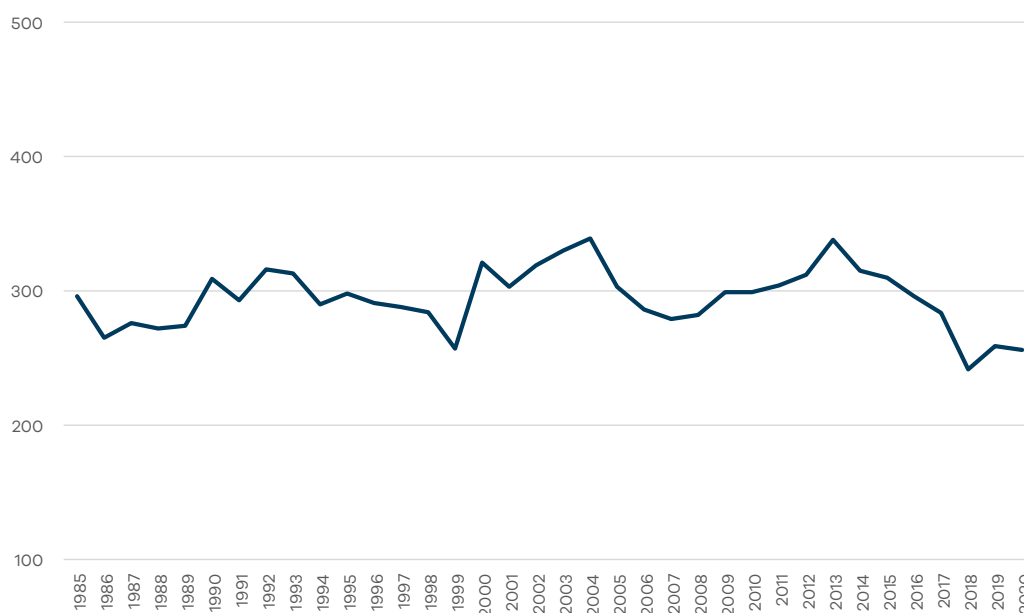
|       | 2009  | 2010  | 2011  | 2012  | 2013  | 2014  | 2015  | 2016  | 2017  | 2018  | 2019  | 2020  |
|-------|-------|-------|-------|-------|-------|-------|-------|-------|-------|-------|-------|-------|
| Girls | 1,458 | 1,393 | 1,359 | 1,355 | 1,330 | 1,301 | 1,274 | 1,225 | 1,210 | 1,181 | 1,219 | 1,229 |
| Boys  | 1,415 | 1,396 | 1,375 | 1,363 | 1,357 | 1,350 | 1,364 | 1,273 | 1,255 | 1,167 | 1,206 | 1,221 |

## Male and Female Secondary Enrolments in Catholic Schools Diocese of Port Pirie



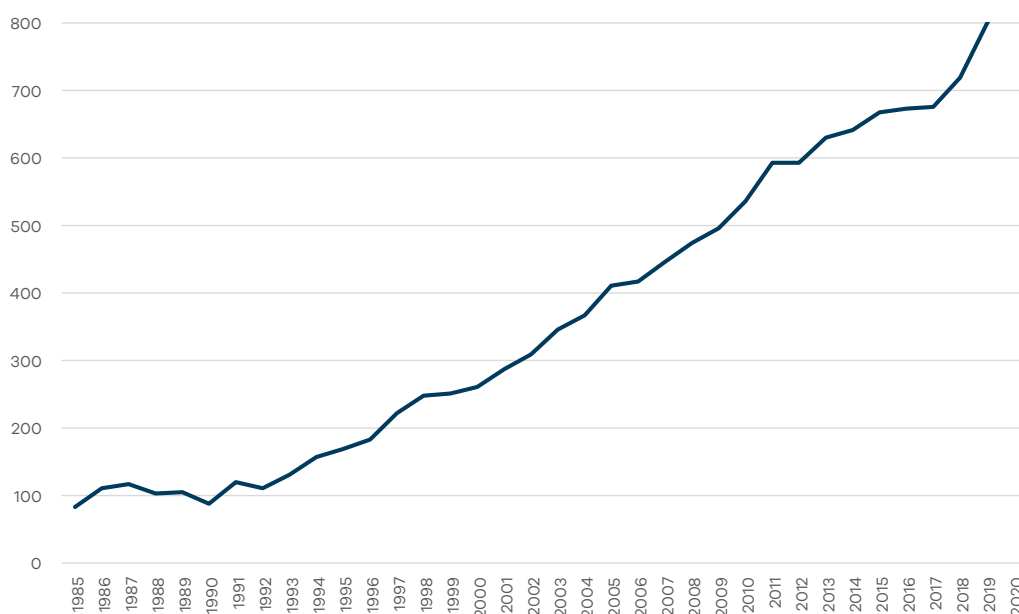
|       | 2009 | 2010 | 2011 | 2012 | 2013 | 2014 | 2015 | 2016 | 2017 | 2018 | 2019 | 2020 |
|-------|------|------|------|------|------|------|------|------|------|------|------|------|
| Girls | 847  | 851  | 839  | 834  | 834  | 803  | 747  | 696  | 665  | 737  | 731  | 753  |
| Boys  | 767  | 807  | 787  | 770  | 743  | 707  | 700  | 655  | 612  | 696  | 691  | 683  |

## Boarding student enrolments in Catholic Schools in South Australia



|                       | 2009       | 2010       | 2011       | 2012       | 2013       | 2014       | 2015       | 2016       | 2017       | 2018       | 2019       | 2020       |
|-----------------------|------------|------------|------------|------------|------------|------------|------------|------------|------------|------------|------------|------------|
| <b>Total Boarders</b> | <b>299</b> | <b>299</b> | <b>304</b> | <b>312</b> | <b>338</b> | <b>315</b> | <b>310</b> | <b>296</b> | <b>284</b> | <b>242</b> | <b>259</b> | <b>256</b> |

## Indigenous student enrolments in Catholic Schools in South Australia



|                                  | 2009       | 2010       | 2011       | 2012       | 2013       | 2014       | 2015       | 2016       | 2017       | 2018       | 2019       | 2020       |
|----------------------------------|------------|------------|------------|------------|------------|------------|------------|------------|------------|------------|------------|------------|
| <b>Total Indigenous Students</b> | <b>496</b> | <b>536</b> | <b>593</b> | <b>593</b> | <b>630</b> | <b>641</b> | <b>667</b> | <b>673</b> | <b>676</b> | <b>719</b> | <b>799</b> | <b>867</b> |